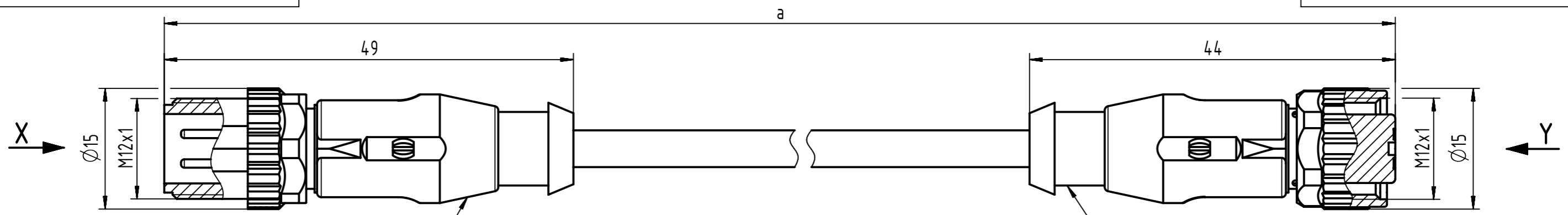


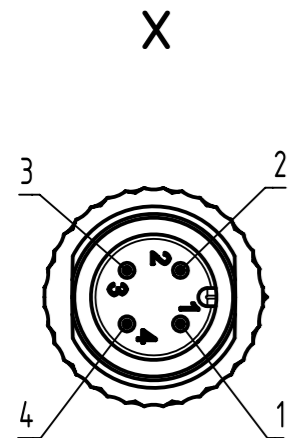
Connector Location A

Connector Location B



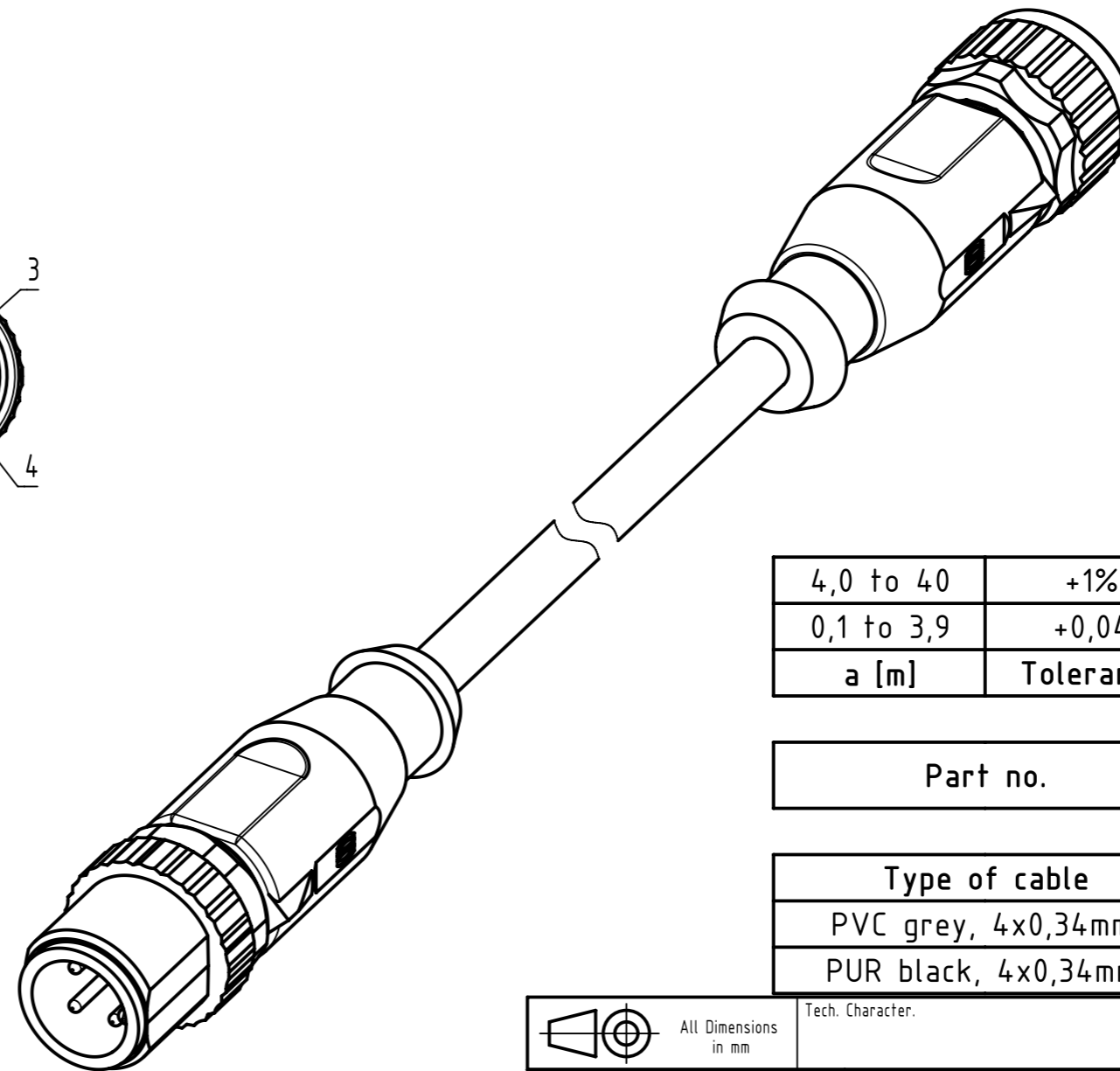
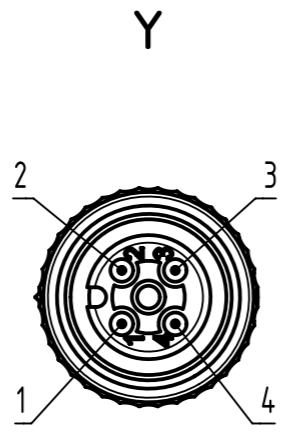
M12 A-coded 4-pole, male straight connector
for technical details see DS 21035001005

M12 A-coded 4-pole, female straight connector
for technical details see DS 21035001004



Loading-Plan:

- 1 brown
- 2 white
- 3 blue
- 4 black



length in "1m" step	40	XXX=400
	39	XXX=390
	.	.
	12	XXX=120
length in "0,1m" step	11	XXX=110
	10	XXX=100
	9,9	XXX=099
	9,8	XXX=098
	.	.
	0,4	XXX=004
	0,3	XXX=003
	0,2	XXX=002
	0,1	XXX=001
Step	a [m]	XXX

4,0 to 40	+1%
0,1 to 3,9	+0,04
a [m]	Tolerance

Part no.	213484854XXXXX
----------	----------------

Type of cable	XX
PVC grey, 4x0,34mm ²	XX=84
PUR black, 4x0,34mm ²	XX=91

- Protection level: IP 65/67
- Temperature range: -25°C ... +80°C

		All Dimensions in mm		Tech. Character.		Free size tol.		According to production drawing 2016-09-06	
All rights reserved Department HCS - RO		Created by MUNTEANV		Inspected by POPESCU		Standardisation AVRAM		Date 2016-10-18	
HARTING Customised Solutions D-32427 Minden		Title M12 A-coded Cable Assembly		State Final Release		Doc-Key / ECM-Nr. 100578626/UGD/009/D 500000110313		Rev. D Page 1/1	
		Type TB		Number 213484854XXXXX					